

Companion Workbook for
Textbook of **Human Anatomy**
Dissection-Hall Learning Activity

Volumes 5 and 6



Free access to study material on
Head, Neck, Face and Brain
available on CBSiCentral App



Volumes
5
and
6


Companion Workbook for Textbook of Human Anatomy



Dissection-Hall Learning Activity

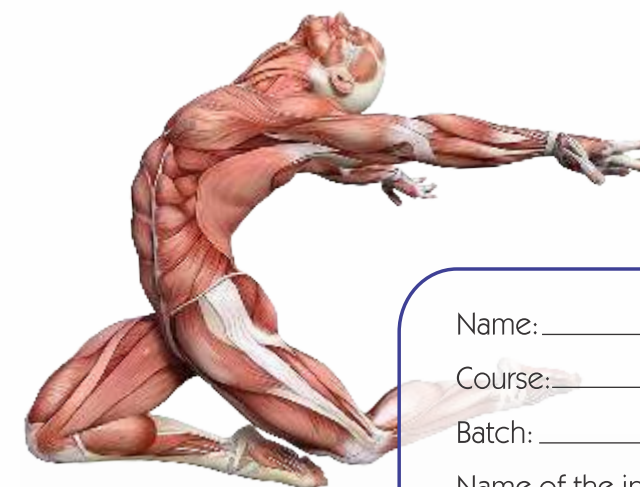
According to the latest CBME Guidelines | Competency Based Undergraduate Curriculum for the Indian Medical Graduate

This Logbook is free with
Yogesh Sontakke's
Textbook of Human Anatomy
Volume 5: Head, Neck and Face
Volume 6: Brain




Head, Neck and Face

Brain



Name: _____
Course: _____ Year: _____
Batch: _____ Roll number: _____
Name of the institute: _____



Yogesh Sontakke

Dedicated to Education
CBSPD
CBS Publishers & Distributors Pvt Ltd
4819/XI, Prahlad Street, 24 Ansari Road, Daryaganj, New Delhi 110 002, India
E-mail: delhi@cbspd.com, customercare@cbspd.com; Website: www.cbspd.com
New Delhi | Bengaluru | Chennai | Kochi | Kolkata | Lucknow | Mumbai
Hyderabad | Jharkhand | Nagpur | Patna | Pune | Uttarakhand




Scan for the
price of this
book and
catalogue

ISBN: 978-93-5466-520-2



CBSPD Dedicated to Education
CBS Publishers & Distributors Pvt Ltd



ISBN: 978-93-5466-520-2
 Copyright © Author and Publisher
 Illustrations: © Yogesh Sontakke
 First Edition: 2023

All rights reserved. No part of this book may be reproduced or transmitted in any form or by any means, electronic or mechanical, including photocopying, recording, or any information storage and retrieval system without permission, in written, from the author and the publisher.

Published by Satish Kumar Jain and produced by Varun Jain for

CBS Publishers & Distributors Pvt Ltd

4819/XI Prahlad Street, 24 Ansari Road, Daryaganj, New Delhi 110 002, India

Ph: 011-23289259, 23266861, 23266867 Fax: 011-23243014

Website: www.cbspd.com

e-mail: delhi@cbspd.com; customercare@cbspd.com

Corporate Office: 204 FIE, Industrial Area, Patparganj, Delhi 110 092, India

Ph: 011-4934 4934

Fax: 011-4934 4935

e-mail: publishing@cbspd.com; publicity@cbspd.com

Branches

- Bengaluru:** Seema House 2975, 17th Cross, K.R. Road, Banasankari 2nd Stage, Bengaluru 560 070, Karnataka, India
 Ph: +91-80-26771678/79 Fax: +91-80-26771680 e-mail: bangalore@cbspd.com
- Chennai:** 7, Subbaraya Street, Shenoy Nagar, Chennai 600 030, Tamil Nadu, India
 Ph: +91-44-26680620, 26681266 Fax: +91-44-42032115 e-mail: chennai@cbspd.com
- Kochi:** 42/1325, 1326, Power House Road, Opp KSEB, Power House, Ernakulam 682 018, Kerala, India
 Ph: +91-484-4059061-65/67 Fax: +91-484-4059065 e-mail: kochi@cbspd.com
- Kolkata:** 147, Hind Ceramics Compound, 1st Floor, Nilgunj Road, Belghoria, Kolkata 700 056, West Bengal, India
 Ph: +91-33-25633055/56 e-mail: kolkata@cbspd.com
- Lucknow:** Basement, Khushnuma Complex, 7-Meerabai Marg (behind Jawahar Bhawan), Lucknow 226 001, UP, India
 Ph: +91-522-4000032 e-mail: tiwari.lucknow@cbspd.com
- Mumbai:** PWD Shed. Gala no. 25/26, Ramchandra Bhatt Marg, Next to JJ Hospital Gate no. 2, Opp. Union Bank of India, Noorbaug, Mumbai 400 009, Maharashtra, India
 Ph: +91-22-66661880/89 e-mail: mumbai@cbspd.com

Representatives

- | | | |
|---------------------------------|---------------------------------|-----------------------------------|
| • Hyderabad 0-9885175004 | • Jharkhand 0-9811541605 | • Nagpur 0-9421945513 |
| • Patna 0-9334159340 | • Pune 0-9623451994 | • Uttarakhand 0-9716462459 |

Printed at Nutech Print Services (India), Faridabad, Haryana, India.



Scan QR code to install CBSiCentral app or Search on Google Play Store

Study Material available free on App

Please visit our CBSiCentral App for access to study material

Scratch code

Same scratch codes as given in Volumes 5 & 6

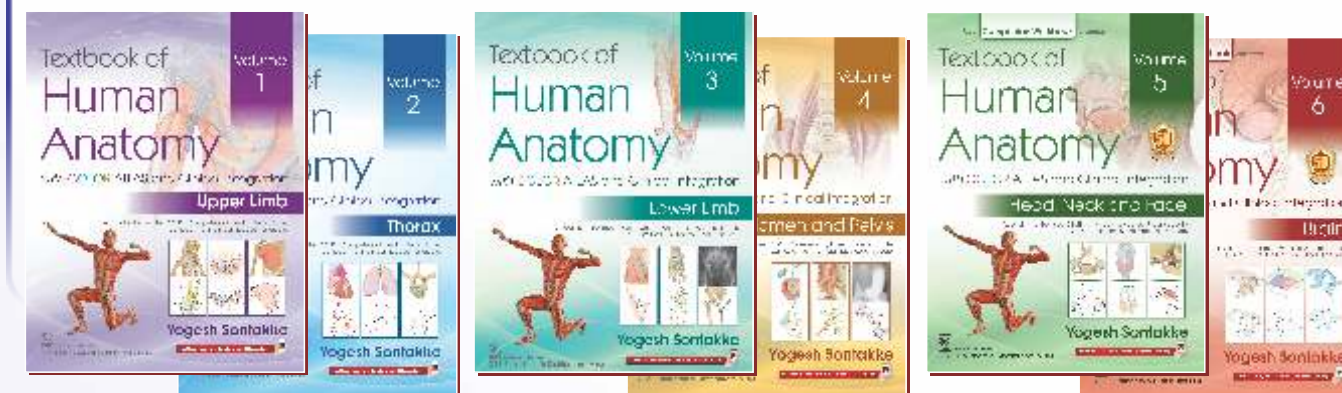
(Access valid for one year only from the date of activation)

Disclaimer


Science and technology are constantly changing fields. New research and experience broaden the scope of information and knowledge. The author has tried his best in giving information available to him while preparing the material for this book. Although, all efforts have been made to ensure optimum accuracy of the material, yet it is quite possible some errors might have been left uncorrected. The publisher, the printer and the author will not be held responsible for any inadvertent errors, or inaccuracies.

The other outstanding CBS books by the same author

6 Volumes set



The Best Selling Titles



The author

Yogesh Sontakke MBBS, MD (Anatomy)

is currently Additional Professor, Department of Anatomy, Jawaharlal Institute of Postgraduate Medical Education & Research (JIPMER), Puducherry, an Institution of National Importance under the Ministry of Health & Family Welfare, Government of India. He is a compassionate teacher and admired by the students for chalk-n-board teaching. He is also a leading medical illustrator and known for stunning illustrations in anatomy. His constant perseverance, dedication and passion towards the field of teaching is reflected in his well-read books: *Textbook of Human Histology*, *Textbook of Human Embryology 2/e*, *Principles of Clinical Genetics 2/e*, *MCQs and Viva Voce in Human Embryology*, *Principles of Scientific Writing 2/e*, and *Principles of Histological Techniques, Immunohistochemistry and Microscopy*.

